



BLIND RIVET NUT CATALOG

"Quality The First Time"



RANGE OVERVIEW - PRODUCED

PRODUCT SERIES		MATERIAL	FINISH	THREAD	GRIP RANGE	TYPE	
Call Out	Series	Grade	Specification	Thread Size	Grip Range	Type	
LK	GO-NUT Large Flange Knurled Body	Steel 1008	Yellow Zinc Plated 6-8μ	8-32 UNC	.020 - .080	Open End	
				10-24 UNC	.020 - .130 .130 - .225		
				10-32 UNF	.020 - .130 .130 - .225		
				1/4-20 UNC	.027 - .165 .165 - .260		
				5/16-18 UNC	.027 - .150 .150 - .312		
				3/8-16 UNC	.027 - .150 .150 - .312		
SK	GO-NUT Small Flange Knurled Body	Steel 1008	Yellow Zinc Plated 6-8μ	8-32 UNC	.020 - .080	Open End	
				10-24 UNC	.020 - .130		
				10-32 UNF	.020 - .130		
				1/4-20 UNC	.027 - .165		
				5/16-18 UNC	.027 - .150		
				3/8-16 UNC	.027 - .150		
LH	GO-NUT Large Flange Semi Hex Body	Steel 1008	Yellow Zinc Plated 6-8μ	10-32 UNF	.020 - .130	Open End	
				1/4-20 UNC	.027 - .165		
				5/16-18 UNC	.027 - .150		
				3/8-16 UNC	.027 - .150		
LB	GO-SPLIT Large Flange Prebulbed Slotted Body	Steel 1008	Yellow Zinc Plated 6-8μ	1/4-20 UNC	.020 - .280	Open End	
				5/16-18 UNC	.020 - .280		
TS	GO-BOLT Threaded Stud	Steel 1008	Yellow Zinc Plated 6-8μ	ISL 0.625 0.625	1/4-20 UNC 5/16-18 UNC	.027 - .165 .027 - .150	Standard
GS	GO-SERT Knurled 360° Swaging Series	Steel 1008	Zinc Plated 6-8μ	10-24 UNC		Open End	
				1/4-20 UNC			
				5/16-18 UNC			
SS	GO-NUT Small Flange Smooth Body	Steel 1008	Zinc Plated 6-8μ	10-24 UNC	.020 - .080	Open End	
				1/4-20 UNC	.020 - .080		
				5/16-18 UNC	.020 - .130		
FS	GO-NUT Heavy Duty Flat Head Smooth Body	Steel 1008	Zinc Plated 6-8μ	10-32 UNF	.010 - .080	Open End	
				1/4-20 UNC	.020 - .080		



TRADE NAME CROSS REFERENCE TABLE



BLIND RIVETS NUTS

GOEBEL	AVK	AVDEL	BÖLLHOFF	MARSON	RIVET KING	POP	SHEREX	ATLAS
LK	A-L	DL	RIVNUT® TW STANDARD HEAD	MLR	IKF™	TL	CAL	AEL
SK	A-K	DK	RIVNUT® TW LOW PROFILE HEAD	MSR	IKR™	TK	CAK	AEK
FS	R-N		RIVNUT®	MRN	IRL™	ST	CA	
SS	A-O	NUTSERT®			IRR™		CAO	AEO
LH	A-H	HEXSERT®	RIVNUT® TW HALF HEX BOD*	MHN	IHF™	TH	CAH	AEH
GS	A-T			MTS	ISR™		CFT/CAT	AET
LB	A-R	VERSA-NUT®	PLUSNUT®	MXN	IPB™		CPB	AES-P-PB
TS	A-S		RIVKLE® STANDARD BLIND RIVED STUDS	MET				AES



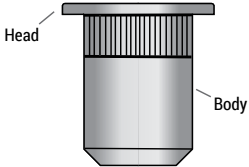
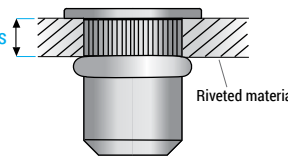
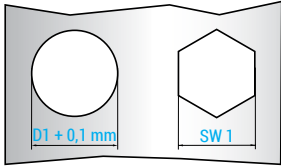
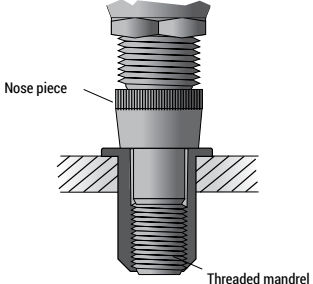
PART NUMERING SYSTEM

PRODUCT SERIES		MATERIAL		FINISH		THREAD		GRIP RANGE		STUD Length	TYPE	
Call Out	Series	Call Out	Grade	Call Out	Specification	Call Out	Thread Size	Call Out	Grip Range	Call Out	Call Out	Type
LK	GO-NUT Large Flange Knurled Body	A	Aluminium 5056	1	Plain Finish	632	6-32 UNC	60	.020 - .060	400	Blank	Open End
SK	GO-NUT Small Flange Knurled Body	S	Steel 1008	2	Clear Passivation	832	8-32 UNC	75	.010 - .075	405	C	Closed End
LH	GO-NUT Large Flange Semi Hex Body	I	Stainless Steel AISI 302	3	Zinc Plated 6-8µ	1024	10-24 UNC	80	.010 - .080 .020 - .080	450		
LB	GO-SPLIT Large Flange Prebulbed Slotted Body	J	Stainless Steel AISI 316	4	Yellow Zinc Plated 6-8µ	1032	10-32 UNF	100	.020 - .100 .060 - .100	463		
TS	GO-BOLT Threaded Stud					420	1/4-20 UNC	115	.027 - .115 .030 - .115	500		
GS	GO-SERT Knurled 360° Swaging Series					518	5/16-18 UNC	120	.075 - .120	530		
SS	GO-NUT Small Flange Smooth Body					616	3/8-16 UNC	125	.027 - .125 .030 - .125	575		
FS	GO-NUT Heavy Duty Flat Head Smooth Body					813	1/2-13 UNC	130	.020 - .130 .080 - .130	588		
								140	.080 - .140	625		
								150	.027 - .150 .050 - .150 .063 - .150	655		
								160	.120 - .160	700		
								165	.027 - .165 .030 - .165	713		
								175	.100 - .175	750		
								180	.130 - .180	775		
								195	.125 - .195	825		
								200	.040 - .200 .063 - .200 .115 - .200 .125 - .200 .140 - .200	838		
								225	.130 - .225	875		
								250	.130 - .250 .150 - .250	905		
								260	.165 - .260	963		
								275	.200 - .275	1000		
								280	.020 - .280 .150 - .280	1088		
								285	.200 - .285	1125		
								312	.150 - .312	1250		
								350	.200 - .350 .250 - .350			
								400	.280 - .400			
								500	.280 - .500 .350 - .500			



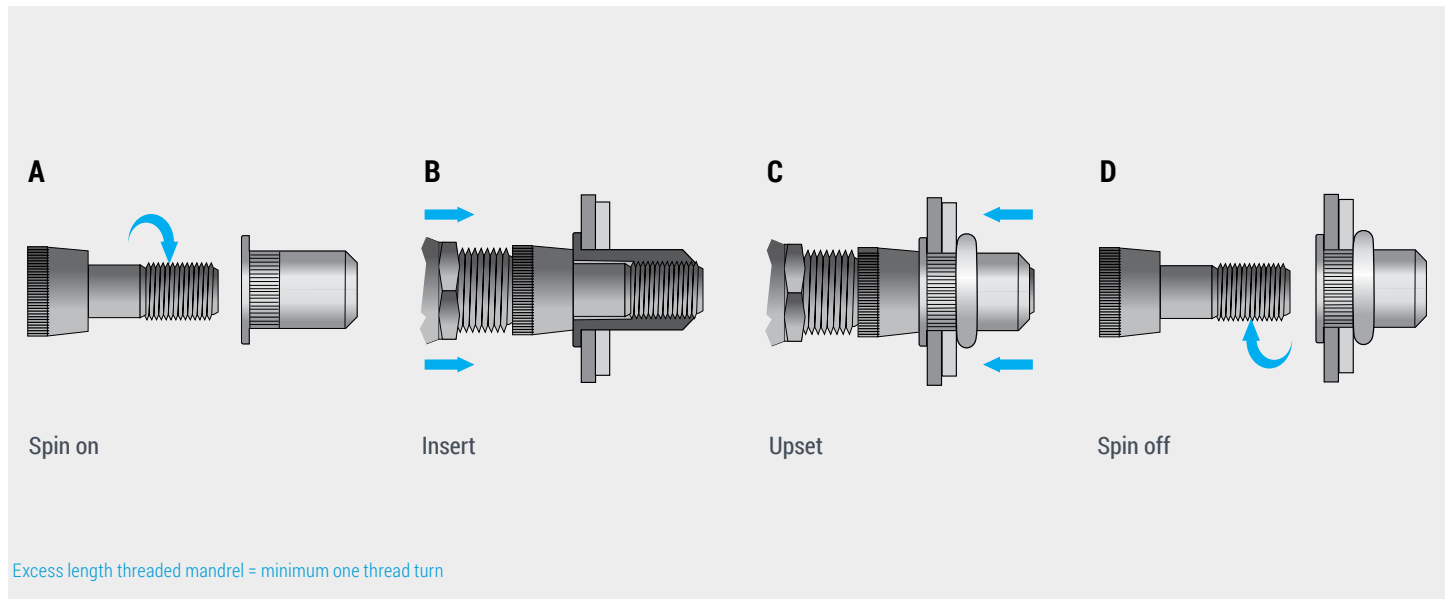
TECHNICAL TERMS OF THE BLIND RIVET NUT



 <p>Head</p> <p>Body</p>	<p>Head - Part of the blind rivet nut, which lies on the component. Body - Part of the blind rivet nut below the rivet head.</p>
 <p>Riveted material</p>	<p>Grip thickness - Designates the thickness of the material (one or several components) being riveted. Grip range - The material thickness s must be within the minimum and the maximum value for which the particular blind rivet nut is designed.</p>
 <p>$D1 + 0.1 \text{ mm}$</p> <p>SW 1</p>	<p>Dimension of the drilling hole - For cylindrical receiving holes, this dimension is referred to as the diameter $D1 + 0.1 \text{ mm}$, and for hexagonal receiving holes - as the width across flats AF 1 (SW 1). Please see the recommended drilling hole dimension on the respective catalogue page.</p>
 <p>Nose piece</p> <p>Threaded mandrel</p>	<p>Threaded mandrel - Part to screw the blind rivet nut onto. Nosepiece - Part of the setting tool which lies against the head of the blind rivet nut during the setting process.</p>



THE SETTING PROCESS



Goebel favours the spindle stroke procedure. For setting, the blind rivet nut has to be screwed onto the mandrel of the tool, inserted into the drilled hole of the component and then fixed by activating the tool. In doing so the closing head of the blind rivet nut will be formed. After unscrewing the blind rivet nut, the components can be screwed together.

PROCESSING NOTES AND RECOMMENDATIONS

We recommend using preferably blind rivet nuts with knurled or hexagonal body in order to eliminate the risk of rotation.

It must be ensured that the components cannot rotate against each other. Only a minimum gap is allowed between the components to be connected.

Prior to the setting of blind rivet nuts series, determine the optimal settings for your setting tool (stroke setting and/or force setting) conducting a mounting test.

SELECTION OF THE BLIND RIVET NUT AND BOLT DEPENDING ON THE COMPONENT

Measure the material thickness of the components to be riveted. This measure must be within the grip range of the blind rivet nut (min. GR – max. GR).

If one includes the allowed tolerance ranges and if this results in 2 blind rivet nuts for selection, proceed as follows:

For hard components, the shorter blind rivet nut with the smaller grip range is to be used.

=> For example, in case of approx. .165" material thickness one should use LKS4-420-165 instead of LKS4-420-260.

For soft components, the longer blind rivet nut with the larger grip range is to be used.

=> For example, in case of approx. .165" material thickness one should use LKS-420-260 instead of LKS4-420-165.

A relatively broad upset metal is necessary for components made of plastic and soft materials (e.g. aluminum) in order to achieve correspondingly high mechanical values. For that we recommend our special product line with peel blind rivet nuts GO-SPLIT.



MATERIAL COMBINATIONS


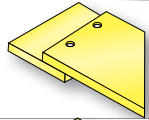


The following rule applies in order to avoid contact corrosion:

The connecting parts in a specific application must have at least the same corrosion resistance as the connected components. If this is not possible, the connecting parts must be of higher quality than the components.

OVERVIEW – WHICH BLIND RIVET NUT INTO WHICH SHEET

The version you choose also depends on the resistance of the GO-NUT blind rivet nut and screw.

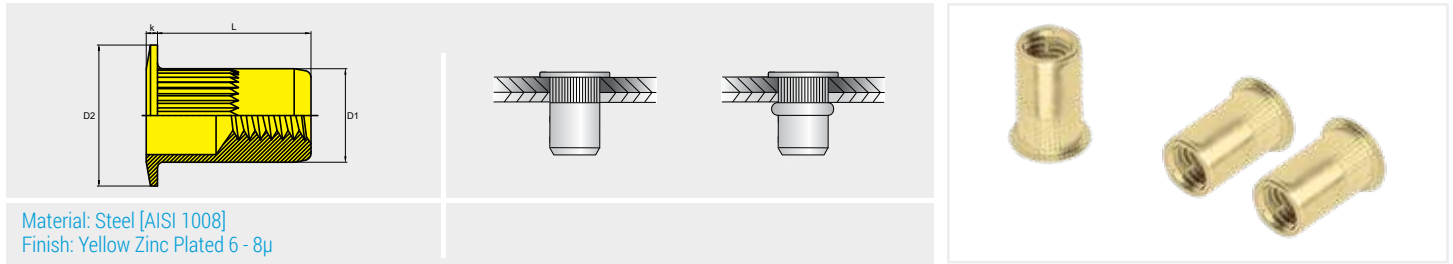
	 Aluminum	 Steel	 Stainless Steel AISI 304
Aluminum 	XXX	--	XXX
Steel zinc plated 	X	XXX	XX
Stainless steel AISI 304 	XX	--	XXX
Stainless steel AISI 316 	XX	--	XXX
Copper 	XX	--	XX
Brass 	XX	--	XX

xxx very advisable xx / advisable x abstemious advisable -- no advisable



LK-SERIES INSERT - GO-NUT

LARGE FLANGE AND KNURLED BODY



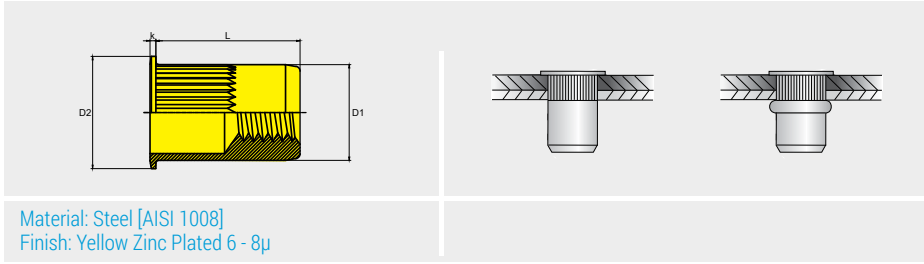
Material: Steel [AISI 1008]
Finish: Yellow Zinc Plated 6 - 8µ

Thread Call Out	Grip Range	Grip Call Out	L [+ .015]	D1 [max]	D2 [+ .010] [+ .025]*	k [+ .003]		CODE
8-32 UNC								17/64 (.2656) [+ .006 / - .000]
832	.020 - .080	80	.420	.265	.390	.030	250	LKS4-832-80
10-24 UNC								19/64 (.2969) [+ .006 / - .000]
1024	.020 - .130	130	.475	.296	.415	.030	250	LKS4-1024-130
1024	.130 - .225	225	.585	.296	.415	.030	250	LKS4-1024-225
10-32 UNF								19/64 (.2969) [+ .006 / - .000]
1032	.020 - .130	130	.475	.296	.415	.030	250	LKS4-1032-130
1032	.130 - .225	225	.585	.296	.415	.030	250	LKS4-1032-225
1/4-20 UNC								25/64 (.3906) [+ .006 / - .000]
420	.027 - .165	165	.580	.390	.500	.030	250	LKS4-420-165
420	.165 - .260	260	.680	.390	.500	.030	250	LKS4-420-260
5/16-18 UNC								17/32 (.5312) [+ .006 / - .000]
518	.027 - .150	150	.690	.530	.685*	.035	250	LKS4-518-150
518	.150 - .312	312	.805	.530	.685*	.035	250	LKS4-518-312
3/8-16 UNC								17/32 (.5312) [+ .006 / - .000]
616	.027 - .150	150	.690	.530	.685*	.035	250	LKS4-616-150
616	.150 - .312	312	.805	.530	.685*	.035	250	LKS4-616-312










SK-SERIES INSERT - GO-NUT

SMALL FLANGE AND KNURLED BODY



Material: Steel [AISI 1008]
Finish: Yellow Zinc Plated 6 - 8 μ

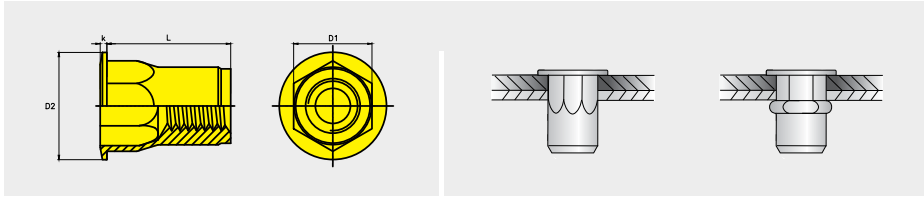


Thread Call Out	Grip Range	Grip Call Out	L [+ .015]	D1 [max]	D2 [+ .015]	k [+ .003]		CODE
8-32 UNC								17/64 (.2656) [+ .006 / - .000]
832	.020 - .080	80	.420	.265	.310	.019	250	SKS4-832-80
10-24 UNC								19/64 (.2969) [+ .006 / - .000]
1024	.020 - .130	130	.475	.296	.340	.019	250	SKS4-1024-130
10-32 UNF								19/64 (.2969) [+ .006 / - .000]
1032	.020 - .130	130	.475	.296	.340	.019	250	SKS4-1032-130
1/4-20 UNC								25/64 (.3906) [+ .006 / - .000]
420	.027 - .165	165	.580	.390	.455	.023	250	SKS4-420-165
5/16-18 UNC								17/32 (.5312) [+ .006 / - .000]
518	.027 - .150	150	.690	.530	.595	.023	250	SKS4-518-150
3/8-16 UNC								17/32 (.5312) [+ .006 / - .000]
616	.027 - .150	150	.690	.530	.595	.023	250	SKS4-616-150








LH-SERIES INSERT - GO-NUT

LARGE FLANGE AND SEMI HEX BODY



Material: Steel [AISI 1008]
Finish: Yellow Zinc Plated 6 - 8 μ

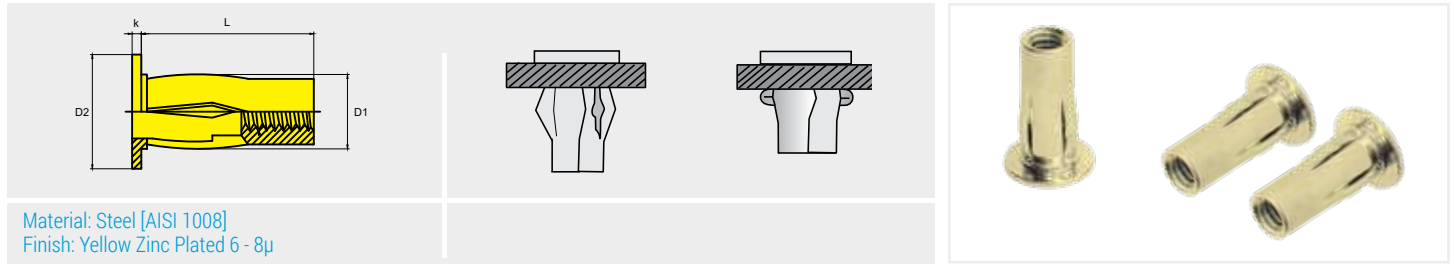


Thread Call Out	Grip Range	Grip Call Out	L [+ .015]	D1 [max]	D2 [+ .010] [+ .025]*	k [+ .003]		CODE
10-32 UNF	 HOLE SIZE (ACROSS FLATS) .281 [+ .004 / - .000]							
1032	.020 - .130	130	.435	.280	.390	.027	250	LHS4-1032-130
1/4-20 UNC	 HOLE SIZE (ACROSS FLATS) .375 [+ .004 / - .000]							
420	.027 - .165	165	.585	.374	.510	.030	250	LHS4-420-165
5/16-18 UNC	 HOLE SIZE (ACROSS FLATS) .500 [+ .004 / - .000]							
518	.027 - .150	150	.685	.499	.655*	.035	250	LHS4-518-150
3/8-16 UNC	 HOLE SIZE (ACROSS FLATS) .500 [+ .004 / - .000]							
616	.027 - .150	150	.685	.499	.655*	.035	250	LHS4-616-150






LB-SERIES INSERT - GO-SPLIT

LARGE FLANGE AND PREBULBED SLOTTED BODY



Material: Steel [AISI 1008]
 Finish: Yellow Zinc Plated 6 - 8 μ

Thread Call Out	Grip Range	Grip Call Out	L [+-.015]	D1 [max]	D2 ^[+.015 / -.020] _{[+-.015]*}	k [+-.005]		CODE
1/4-20 UNC								.390 [+ .006 / - .000]
420	.020 - .280	280	1.000	.382	.630	.058	250	LBS4-420-280
5/16-18 UNC								.500 [+ .006 / - .000]
518	.020 - .280	280	1.141	.495	.755*	.062	250	LBS4-518-280

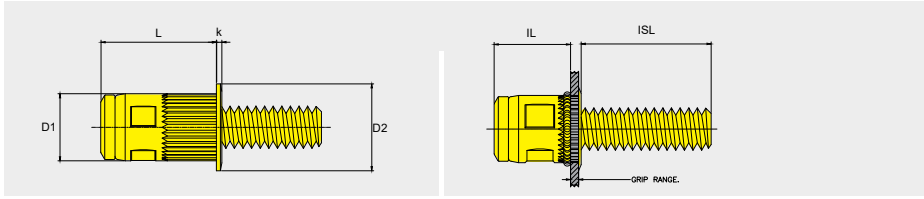


Processing of GO-SPLIT Blind Rivet Nuts requires special tools.
 We will be happy to advise you on choice of the appropriate tool.






TS-SERIES THREADED STUD - GO-BOLT

KNURLED BODY



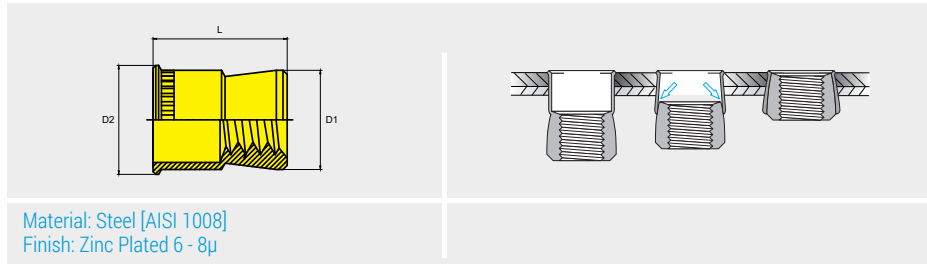
Material: Steel [AISI 1008]
Finish: Yellow Zinc Plated 6 - 8 μ




Thread Call Out	Grip Range	Grip Call Out	ISL Call Out	L [+ .020]	D1 [max]	D2 [+ .010] [- .025]*	k [+ .003]	IL [max]		CODE
1/4-20 UNC								25/64 (.3906) [+ .006 / - .000]		
420	.027 - .165	165	.625	.670	.390	.500	.030	.465	250	TS-420-165-625
5/16-18 UNC								17/32 (.5312) [+ .006 / - .000]		
518	.027 - .150	150	.625	.810	.530	.685*	.035	.600	250	TS-518-150-625



GS-SERIES - GO-SERT
KNURLED 360° SWAGING SERIES



Material: Steel [AISI 1008]
Finish: Zinc Plated 6 - 8 μ

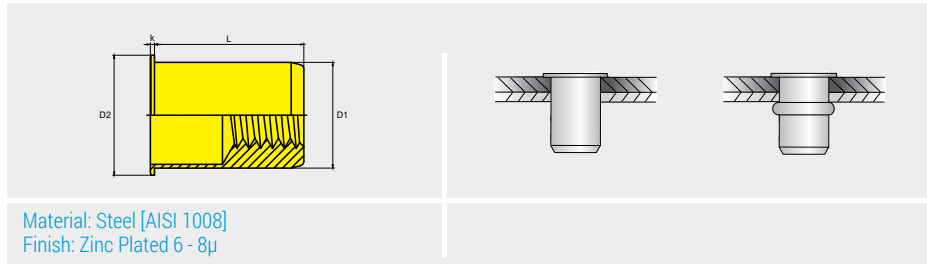
Thread Call Out	L [+-.015]	D1 [max]	D2 [+-.005]	Hole Depth		CODE
10-24 UNC						
1024	.370	.2805	.306	.400	250	GSS3-1024
1/4-20 UNC						
420	.515	.3745	.400	.540	250	GSS3-420
5/16-18 UNC						
518	.615	.4995	.528	.640	250	GSS3-518

Thread Size	.030 - .090 Mat. Thickness	.091 - .124 Mat. Thickness	.125 - .186 Mat. Thickness	.187 - over Mat. Thickness
	Drill Size	Drill Size	Drill Size	Drill Size
6-32 UNC	7/32 (.2188)	#2 (.2210)	#1 (.2280)	#1 (.2280)
8-32 UNC	1/4 (.2500)	F (.2570)	17/64 (.2656)	17/64 (.2656)
10-24 UNC	9/32 (.2812)	L (.2900)	L (.2900)	19/64 (.2969)
10-32 UNF	9/32 (.2812)	L (.2900)	L (.2900)	19/64 (.2969)
1/4-20 UNC	3/8 (.3750)	3/8 (.3750)	W (.3860)	25/64 (.3906)
5/16-18 UNC	1/2 (.5000)	1/2 (.5000)	33/64 (.5156)	33/64 (.5156)
3/8-16 UNC	9/16 (.5625)	9/16 (.5625)	37/64 (.5781)	37/64 (.5781)
1/2-13 UNC	3/4 (.7500)	49/64 (.7656)	25/32 (.7810)	51/64 (.7970)







SS-SERIES INSERT - GO-NUT

SMALL FLANGE SMOOTH BODY



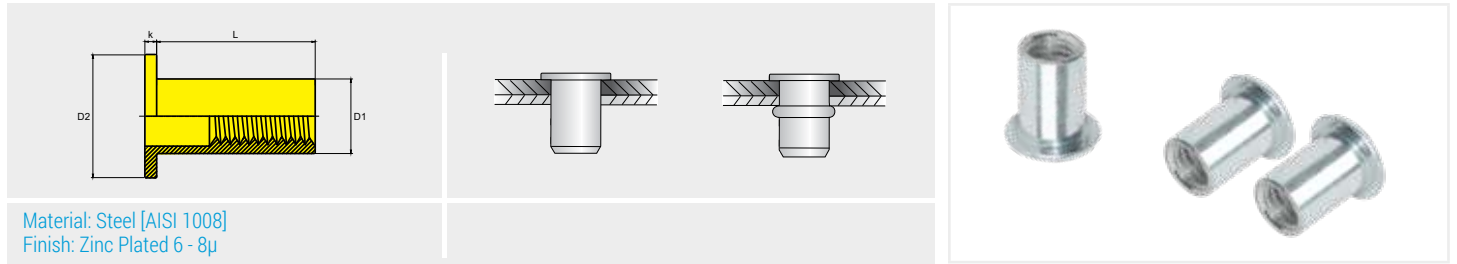
Material: Steel [AISI 1008]
Finish: Zinc Plated 6 - 8µ







Thread Call Out	Grip Range	Grip Call Out	L [+-.015]	D1 [max]	D2 [+-.010]	k [+-.003]		CODE
10-24 UNC								9/32 (.2812) [+ .006 / - .000]
1024	.020 - .130	130	.440	.280	.320	.020	250	SSS3-1024-130
1/4-20 UNC								3/8 (.375) [+ .006 / - .000]
420	.030 - .165	165	.580	.374	.425	.022	250	SSS3-420-165
5/16-18 UNC								1/2 (.500) [+ .006 / - .000]
518	.040 - .200	200	.690	.499	.560	.022	250	SSS3-518-200



FS-SERIES INSERT - GO-NUT
HEAVY DUTY FLAT HEAD SMOOTH BODY



Material: Steel [AISI 1008]
Finish: Zinc Plated 6 - 8µ

Thread Call Out	Grip Range	Grip Call Out	L [+-.015]	D1 [+ .000 / - .004]	D2 [+-.015]	k [REF.]		CODE
10-32 UNF								1/4 (.250) [+ .003 / - .000]
1032	.010 - .080	80	.531	.250	.406	.038	250	FSS3-1032-80
1/4-20 UNC								Q (.332) [+ .003 / - .000]
420	.020 - .080	80	.625	.332	.475	.058	250	FSS3-420-80
5/16-18 UNC								Z (.413) [+ .003 / - .000]
518	.030 - .125	125	.750	.413	.665	.062	250	FSS3-518-125



TOOL SELECTION GUIDE

RIVET TOOLS FROM GOEBEL FASTENERS


















See The Full Tools-Video on Our Website: goebelfasteners.com/media-library

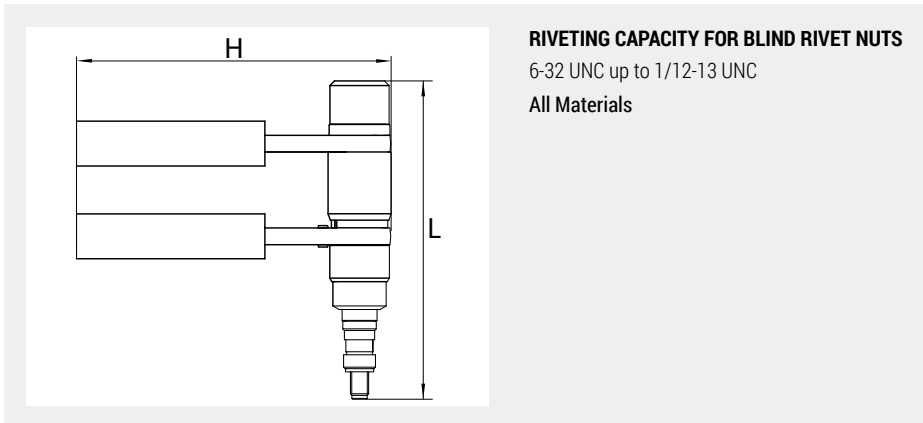
			BLIND RIVET NUTS						
			M3	M4	M5	M6	M8	M10	M12
HAND	GO-35					AS			
	GO-510							AS	
	GO-520							AS	
	GO-12-N								
			6 - 32	10 - 24	10 - 32	1/4" - 20	5/16" - 18	3/8" - 16	1/2" - 13
	GO-35-UN					AS			
	GO-510-UN							AS	
	GO-520-UN							AS	
PNEUM. HYDR.			M3	M4	M5	M6	M8	M10	M12
	AIRPOWER 4								AS
			6 - 32	10 - 24	10 - 32	1/4" - 20	5/16" - 18	3/8" - 16	1/2" - 13
CORDLESS			M3	M4	M5	M6	M8	M10	M12
	GO-300								AS
			6 - 32	10 - 24	10 - 32	1/4" - 20	5/16" - 18	3/8" - 16	1/2" - 13
								AS	

A: ALUMINUM / COPPER
S: STEEL
I: INOX

BLUE FIELD: RECOMMENDED WORKING RANGE (ASI)
EXCEPTIONS ARE INDICATED BY RELEVANT LETTERS
* = SPECIAL NOSE PIECE REQUIRED FOR SETTING



GO-12-N SET - HAND RATCHET TOOL FOR BLIND RIVET NUTS



WEIGHT	2.51 lbs	1.14 kg
L x H	8.27" x 8.15"	210 x 207 mm
EQUIPMENT	INCLUDES MANDRELS AND ANVILS (10-24 UNC, 10-32 UNF, 1/4-20 UNC, 5/16-18 UNC, 3/8-16 UNC, 1/2-13 UNC)	
MATERIAL	FORGED STEEL	
ITEM CODE	22450 01100	

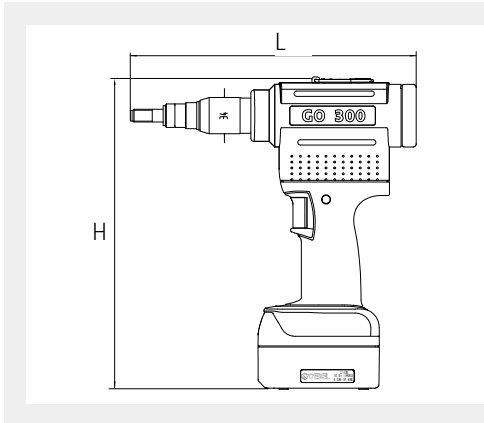


OPTIONAL PARTS

MANDRELS AND ANVILS	6-32 UNC / 8-32 UNC	M5 up to M12
THREADED SOCKETS		M5 up to M8



GO-300-UN - LITHIUM-ION CORDLESS RIVET NUT TOOL



RIVETING CAPACITY FOR BLIND RIVET NUTS

#10 up to UNC 3/8

All Materials

UNC 1/2-13

Aluminum / Steel



WEIGHT	3.80 lbs	1.72 kg
L x H	10.55" x 11.22"	268 x 285 mm
STROKE	.32"	8 mm
PULLING FORCE	5400 lbs	24.0 kn
MATERIAL	PE	
ITEM CODE	22660 30102	



INCLUDED EQUIPMENT SET

MANDRELS & ANVILS	10-24 UNC, 10-32 UNF, 1/4-20 UNC, 5/16-18 UNC, 3/8-16 UNC, 1/2-13 UNC	
QUICK CHANGE BATTERY	14.4 V Li-Ion / 4.0 Ah / 57.6 Wh	
CHARGER	14.4 V Li-Ion	
ABS CASE	1.48' x 1.15' x .36'	45 x 35 x 11 cm



RANGE OVERVIEW - AVAILABLE

PRODUCT SERIES		MATERIAL	FINISH	THREAD	GRIP RANGE	TYPE			
Call Out	Series	Grade	Specification	Thread Size	Grip Range	Type			
LK	GO-NUT Large Flange Knurled Body	Steel 1008	Yellow Zinc Plated 6-8µ	6-32 UNC	.020 - .080 .080 - .130	Open End			
				8-32 UNC	.080 - .130				
				1/2-13 UNC	.063 - .200 .200 - .350 .350 - .500				
LK	GO-NUT Large Flange Knurled Body	Steel 1008	Zinc Plated 6-8µ	6-32 UNC	.020 - .080 .080 - .130	Open End			
		Stainless Steel AISI 302	Clear Passivation	8-32 UNC	.020 - .080 .080 - .130				
		Aluminium 5056		10-24 UNC	.020 - .130 .130 - .225				
				10-32 UNF	.020 - .130 .130 - .225				
				1/4-20 UNC	.027 - .165 .165 - .260				
				5/16-18 UNC	.027 - .150 .150 - .312				
				3/8-16 UNC	.027 - .150 .150 - .312				
				1/2-13 UNC	.063 - .200 .200 - .350 .350 - .500				
		SK	GO-NUT Small Flange Knurled Body	Steel 1008	Yellow Zinc Plated 6-8µ		6-32 UNC	.020 - .080 .080 - .130"	Open End
					8-32 UNC		.080 - .130		
			10-24 UNC	.130 - .225					
			10-32 UNF	.130 - .225					
			1/4-20 UNC	.165 - .260					
			5/16-18 UNC	.150 - .312					
SK	GO-NUT Small Flange Knurled Body	Steel 1008	Zinc Plated 6-8µ	6-32 UNC	.020 - .080 .080 - .130	Open End			
		Stainless Steel AISI 302	Clear Passivation	8-32 UNC	.020 - .080 .080 - .130				
		Aluminium 5056		10-24 UNC	.020 - .130 .130 - .225				
				10-32 UNF	.020 - .130 .130 - .225				
				1/4-20 UNC	.027 - .165 .165 - .260				
				5/16-18 UNC	.027 - .150 .150 - .312				
				3/8-16 UNC	.027 - .150 .150 - .312				
				1/2-13 UNC	.063 - .200 .200 - .350 .350 - .500				



RANGE OVERVIEW - AVAILABLE

PRODUCT SERIES		MATERIAL	FINISH	THREAD	GRIP RANGE	TYPE
Call Out	Series	Grade	Specification	Thread Size	Grip Range	Type
LH	GO-NUT Large Flange Semi Hex Bod	Steel 1008	Zinc Plated 6-8µ	6-32 UNC	.020 - .080 .080 - .130	Open End
				8-32 UNC	.020 - .080 .080 - .130	
				10-24 UNC	.020 - .130 .130 - .225	
				10-32 UNF	.130 - .225	
				1/4-20 UNC	.165 - .260	
				5/16-18 UNC	.150 - .312	
				3/8-16 UNC	.150 - .312	
				1/2-13 UNC	.063 - .200 .200 - .350 .350 - .500	
LH	GO-NUT Large Flange Semi Hex Bod	Steel 1008	Zinc Plated 6-8µ	6-32 UNC	.020 - .080 .080 - .130	Open End
		Stainless Steel AISI 302	Clear Passivation	8-32 UNC	.020 - .080 .080 - .130	
		Aluminium 5056		10-24 UNC	.020 - .130 .130 - .225	
				10-32 UNF	.020 - .130 .130 - .225	
				1/4-20 UNC	.027 - .165 .165 - .260	
				5/16-18 UNC	.027 - .150 .150 - .312	
				3/8-16 UNC	.027 - .150 .150 - .312	
				1/2-13 UNC	.063 - .200 .200 - .350 .350 - .500	
LB	GO-SPLIT Large Flange Prebulbed Slotted Body	Steel 1008	Zinc Plated 6-8µ	1/4-20 UNC	.280 - .500	Open End
				5/16-18 UNC	.280 - .500	
				3/8-16 UNC	.020 - .280	
TS	GO-BOLT Threaded Stud	Steel 1008	Yellow Zinc Plated 6-8µ	.500 .450	.020 - .080 .080 - .130	Standard
				.500 .450	.020 - .080 .080 - .130	
				.500 .405	.020 - .130 .130 - .225	
				.500 .405	.020 - .130 .130 - .225"	
				.530	.165 - .260	
				.463	.150 - .312	
GS	GO-SERT Knurled 360° Swaging Series	Steel 1008	Zinc Plated 6-8µ	6-32 UNC		Open End
				8-32 UNC		
				10-32 UNF		
				3/8-16 UNC		
				1/2-13 UNC		



RANGE OVERVIEW - AVAILABLE

Call Out	Series	Grade	Specification	Thread Size	Grip Range	Type			
GS	GO-SERT Knurled 360° Swaging Series	Stainless Steel AISI 302 Aluminium 5056	Clear Passivation	6-32 UNC		Open End			
				8-32 UNC					
				10-24 UNC					
				10-32 UNF					
				1/4-20 UNC					
				5/16-18 UNC					
				3/8-16 UNC					
				1/2-13 UNC					
SS	GO-NUT Small Flange Smooth Body	Steel 1008	Zinc Plated 6-8µ	6-32 UNC	.020 - .080	Open End			
				8-32 UNC	.020 - .080				
				10-32 UNF	.020 - .130				
				3/8-16 UNC	.040 - .200				
FS	GO-NUT Heavy Duty Flat Head Smooth Body	Steel 1008	Zinc Plated 6-8µ	6-32 UNC	.010 - .075 .075 - .120 .120 - .160	Open End			
				8-32 UNC	.010 - .075 .075 - .120 .120 - .160				
				10-32 UNF	.080 - .130 .130 - .180				
				1/4-20 UNC	.080 - .140 .140 - .200				
				5/16-18 UNC	.125 - .200 .200 - .275				
				3/8-16 UNC	.030 - .115 .115 - .200 .200 - .285				
				1/2-13 UNC	.050 - .150 .150 - .250 .250 - .350				
FS	GO-NUT Heavy Duty Flat Head Smooth Body	Steel 1008	Yellow Zinc Plated 6-8µ	6-32 UNC	.010 - .075 .075 - .120 .120 - .160	Open End			
				Stainless Steel AISI 302	Clear Passivation		8-32 UNC	.010 - .075 .075 - .120 .120 - .160	
							Aluminium 5056	10-32 UNF	.010 - .080 .080 - .130 .130 - .180
								1/4-20 UNC	.020 - .080 .080 - .140 .140 - .200
		Aluminium 5056	Clear Passivation				5/16-18 UNC	.030 - .125 .125 - .200 .200 - .275	
				3/8-16 UNC	.030 - .115 .115 - .200 .200 - .285				
					1/2-13 UNC		.050 - .150 .150 - .250		